



**PARKING ADVISORY COMMITTEE AGENDA**  
**Wednesday, October 22, 2025 - 6:00 PM**  
**Council Chambers, 169 SW Coast Hwy, Newport, Oregon 97365**

---

All public meetings of the City of Newport will be held in the City Council Chambers of the Newport City Hall, 169 SW Coast Highway, Newport. The meeting location is accessible to persons with disabilities. A request for an interpreter, or for other accommodations, should be made at least 48 hours in advance of the meeting to the City Recorder at 541.574.0613, or [cityrecorder@newportoregon.gov](mailto:cityrecorder@newportoregon.gov).

All meetings are live-streamed at <https://newportoregon.gov>, and broadcast on Charter Channel 190. Anyone wishing to provide written public comment should send the comment to [publiccomment@newportoregon.gov](mailto:publiccomment@newportoregon.gov). Public comment must be received four hours prior to a scheduled meeting. For example, if a meeting is to be held at 3:00 P.M., the deadline to submit written comment is 11:00 A.M. If a meeting is scheduled to occur before noon, the written comment must be submitted by 5:00 P.M. the previous day. To provide virtual public comment during a city meeting, a request must be made to the meeting staff at least 24 hours prior to the start of the meeting. This provision applies only to public comment and presenters outside the area and/or unable to physically attend an in person meeting.

The agenda may be amended during the meeting to add or delete items, change the order of agenda items, or discuss any other business deemed necessary at the time of the meeting.

1. **WELCOME**
- 1.1 **Memorandum:**  
[Memorandum](#)
2. **ROLL CALL**
3. **APPROVAL OF MINUTES**
- 3.1 **August 20, 2025 Parking Advisory Committee Meeting.**  
[Draft Parking Advisory Comm Mtg Minutes 08-20-2025](#)  
[08-20-2024 Parking Advisory Committee Meeting Video Link](#)
4. **DISCUSSION ITEMS**

- 4.1 **Comparison of Bayfront Parking Activity Between 2024-2025 Summer Months.**
- 4.2 **Progress of the Bayfront Sidewalk Improvement Project.**
- 4.3 **Discuss Outreach Schedule for Nye Beach Paid Parking Rollout for Summer 2026.**
- 4.4 **Parking Enforcement Update.**

**5. PUBLIC COMMENT**

*This is an opportunity for members of the audience to bring to the Work Group's attention any item not listed on the agenda. Comments will be limited to three (3) minutes per person with a maximum of 15 minutes for all items. Speakers may not yield their time to others.*


**6. ADJOURNMENT**

**HANDOUTS:**

**Meeting Materials:**

- [Parking Statistic Comparison - 2024-25](#)
- [Ticket History 2024-25](#)
- [T2 Mobile Pay by Location 5.1.24 - 10.21.24](#)
- [T2 Mobile Pay by Location 5.1.25 - 10.21.25](#)
- [T2 Mobile Pay by Month 5.1.24 - 10.21.24](#)
- [T2 Mobile Pay by Month 5.1.25 - 10.21.25](#)
- [T2 Paystation by Location 5.1.24 - 10.21.24](#)
- [T2 Paystation by Location 5.1.25 - 10.21.25](#)
- [T2 Paystation by Month 5.1.24 - 10.21.24.pdf](#)
- [T2 Paystation by Month 5.1.25 - 10.21.25](#)

# Memorandum

To: Parking Advisory Committee  
From: Derrick Tokos, Community Development Director   
Date: October 15, 2025  
Re: Topics for October 22<sup>nd</sup> Parking Advisory Committee Meeting

---

For this meeting, staff has identified four agenda items for the Parking Advisory Committee's consideration. Materials will be distributed at the meeting. The first item is a comparison of Bayfront parking activity through the summer months, now that a full second summer season is about to wrap up. I'll also be able to update the group on the progress of the Bayfront sidewalk improvement project, and outreach efforts that are being undertaken with impacted property owners. The third agenda item is a review of an outreach schedule for the Nye Beach paid parking rollout for summer 2026, and lastly, we will include a placeholder on the agenda for our parking enforcement officer, Coren Looper, to update the group on parking enforcement activities the Police Department has undertaken since the Advisory Committee last met.

If there are other agenda items you would like to discuss, please don't hesitate to reach out to me individually and we will see that they are programmed for a future meeting.

I look forward to our discussion on Wednesday!

**City of Newport  
Draft Parking Advisory Committee Minutes  
August 20, 2025**

<b>LOCATION:</b> CITY COUNCIL CHAMBERS, NEWPORT CITY HALL, 169 SW COAST HIGHWAY, NEWPORT
<b>Time Start:</b> 6:00 P.M. <span style="float: right;"><b>Time End:</b> 7:53 P.M.</span>

**ATTENDANCE LOG/ROLLCALL**

COMMITTEE MEMBER	STAFF
Chair Janell Goplen	Derrick Tokos, Community Development Director
Aaron Bretz (by video)	Sherri Marineau, Community Development Dept.
Gary Ripka	Jason Malloy, Police Chief
Bill Branigan (by video)	Chris Beatty, City Engineer
Doretta Smith (absent, excused)	
Lisa Emond	<b>PUBLIC</b>
Kevin Lewis	
Robert Emond	
Jocelyn Stody	
Doris Posner	

AGENDA ITEM	ACTIONS
<p><b>CALL TO ORDER AND ROLL CALL</b></p> <p>a. Roll Call</p>	<p>None.</p>
<p><b>APPROVAL OF THE MINUTES</b></p> <p>a. Meeting minutes of June 18, 2025</p>	<p>Motion by Lewis, seconded by Posner to approve the minutes of June 18, 2025 as written. Motion carried unanimously with Goplen, Branigan, Bretz, Emond, Lewis, and Posner all voting in favor.</p>
<p><b>REVIEW PRELIMINARY PLANS FOR THE BAYFRONT SIDEWALK IMPROVEMENT PROJECT.</b></p>	<p>City Engineer Chris Beatty reviewed the preliminary plans for the Bayfront sidewalk improvement project.</p> <p>The Committee discussed the various areas slated for improvements, including the gravel parking lot leased by the Port and its role in providing parking for commercial fishing operations. They reviewed CIP projects that Public Works is aiming to complete before the onset of inclement weather. Questions were raised about potential legal liability related to tripping hazards in the area.</p> <p>The Committee also discussed the need to gravel the road near Yaquina View Elementary School, and reviewed which graveled streets throughout the city have been earmarked for future paving.</p>

<p><b>DISCUSSION OF NYE BEACH PARKING CHANGES FOR OCTOBER OUTREACH.</b></p>	<p>Tokos provided an update on the draft City Council resolution.</p> <p>The Committee discussed several parking-related topics, including the use of vendor spaces in the Nye Beach turnaround area and the possibility of implementing angled parking. They reviewed how other jurisdictions manage paid parking without charging annual fees to residents, and considered whether the lot at Don and Ann Davis Park should be metered along with the Nye Beach Turnaround area. The Committee noted that parking would not be added to the grass area near Don and Ann Davis Park to preserve it for arts display.</p> <p>Public concerns about the introduction of paid parking in Nye Beach were acknowledged, and members emphasized the importance of clearly communicating the benefits and revenue potential of paid parking to the public. It was clarified that the PAC parking lot was designated as free parking.</p> <p>The Committee also discussed the maximum stay duration for the Nye Beach Turnaround, debating whether it should be reduced from 8 hours to 6 hours, but ultimately agreed to maintain the current limit and revisit the issue if needed.</p> <p>The Committee reached general consensus to set the cost of residential annual permits at \$35 for the Nye Beach Parking District, and to include Don and Ann Davis Park in the area designated for parking meters.</p>
<p><b>IMPACT OF THE CITY CENTER REVITALIZATION PLANNING EFFORT ON THE CITY CENTER PARKING DISTRICT.</b></p>	<p>Tokos provided an update on the City Center Revitalization planning effort.</p> <p>The Committee reviewed the boundary map of the City Center Design District and discussed how the City Center Parking District is situated within it. Members considered allowances for residential use on the first floor in commercial zone areas, noting exceptions where commercial businesses would still be required. Concerns were raised about residential projects not being required to provide off-street parking, though it was clarified that the State is directing jurisdictions to ease parking requirements for residential developments.</p> <p>The Committee also discussed the anticipated timing of development within the City Center Revitalization District.</p>

**PARKING CODE ENFORCEMENT ISSUES.**

Chief Malloy reported on parking enforcement issues. He noted that parking ticket payments had dropped to 28% before being sent to collections.

The Committee was briefed on the boot program, which applies to vehicles with five or more unpaid citations or citations older than 45 days. Malloy shared that Parking Enforcement Officer Loper would be transitioning into a police officer role, and the position would need to be filled in October. He also reported that software updates to all pay stations were scheduled for October, enabling remote management from a computer.

Committee members asked whether data was available on where vehicles were coming from. Malloy responded that while the city did not have direct access to this information, it was noted that citations contain those details.

The Committee inquired about alternatives to booting, such as towing. Malloy confirmed towing is an option but emphasized the city's intent to remain consistent with the booting approach. The Committee also discussed possible reasons why individuals were not paying their parking tickets.

**PUBLIC ARTS COMMITTEE PROPOSAL FOR SCULPTURES ON THE BAYFRONT.**

Robert Emond shared that the Public Art Committee was interested in placing sculptures and painting murals along the Bayfront, and requested input on suitable locations.

The Committee discussed the idea of creating sea lion sculptures for local artists to decorate and place throughout the city. Emond inquired whether parking funds could be used to match available arts funding. Tokos suggested this could be a good fit for tourist-oriented room tax funding.

Committee members proposed using art to identify parking areas, decorate restrooms, and enhance the area near the dock on the east side of the Bayfront. Additional suggested locations included the Abbey Street Pier, Bay Street Pier, and various spots along the boardwalk.

The Committee reached general agreement to explore potential locations for implementing public art along the Bayfront. Malloy advised against painting the pay stations. Members suggested painting sidewalks to designate parking areas but noted that ongoing maintenance of the paint could be a challenge.

Posner raised safety concerns about parking near the ball field at 8th Street and Nye Street, noting that vehicles parked on the corner were creating a dangerous situation. She requested that the area be reviewed.

<b>CITIZEN/PUBLIC COMMENT</b>	None.

Submitted by: \_\_\_\_\_

Sherri Marineau, Executive Assistant

DRAFT

**August 20, 2025 - Parking Advisory Committee Meeting Video Link:**

[https://thecityofnewport.granicus.com/player/clip/1477?view\\_id=44&redirect=true](https://thecityofnewport.granicus.com/player/clip/1477?view_id=44&redirect=true)





# Preliminary Bayfront Parking Peak Season Statistics 2024-25

Derrick I. Tokos, AICP  
Community Development Director  
City of Newport



# Bayfront Parking Challenges Late 1970's


*Merchants Want More Money Spent On Parking*

*Bay Limit Sought On Parking*

**Bayfront Bus, Parking Studies Approved**

**Planning Commission Considers Bay Boulevard Congestion Problem**

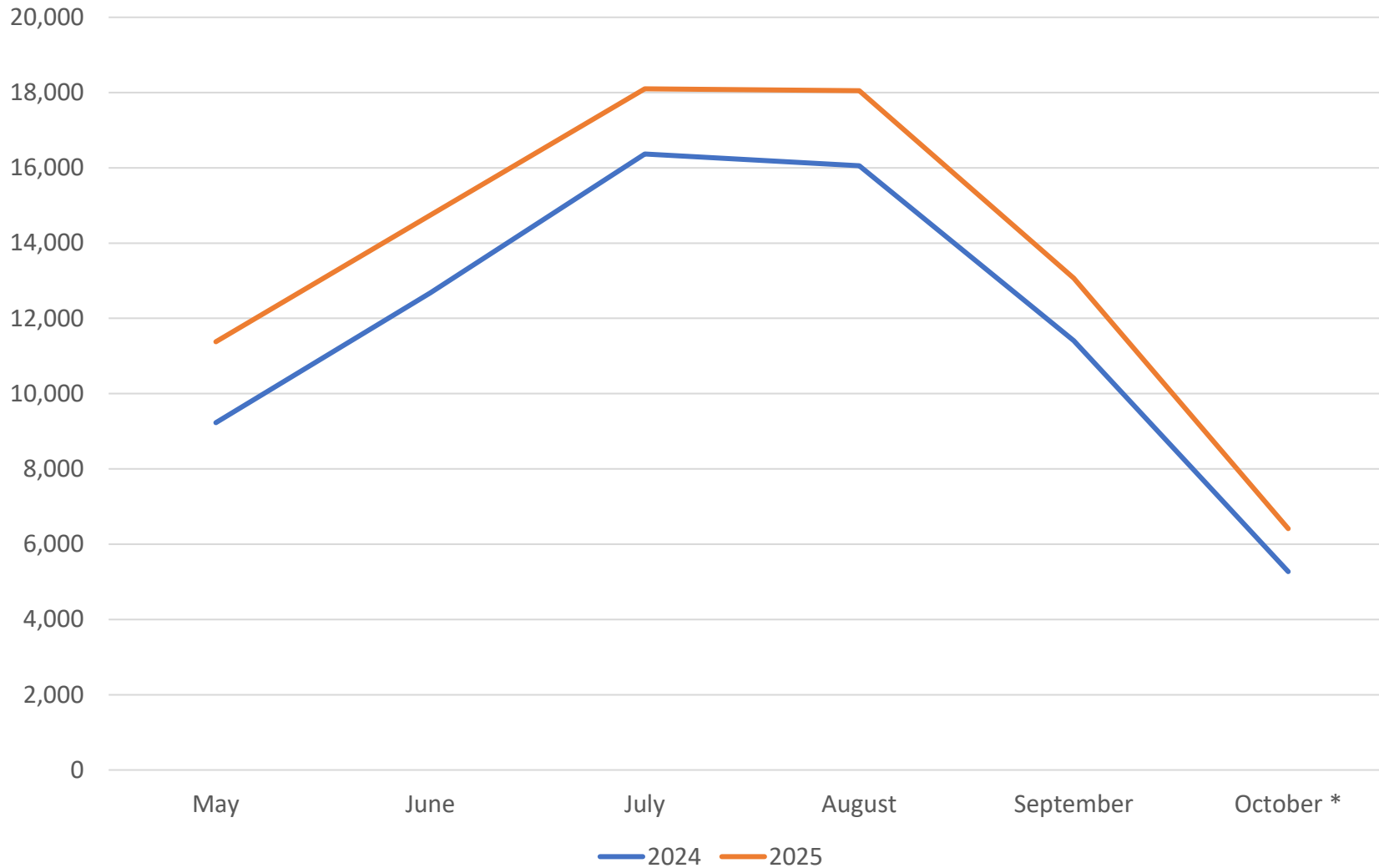
*Bayfront Parking Solutions Mulled*



Sound Familiar?



# Transactions by Month



Percentage  
Change (24-25):  
**+15.13%**



# Average Transaction

Avg Transaction

<u>2024</u>	<u>2025</u>
\$2.24	\$2.26

Duration of Stay & Turnover—Bayfront  
August  
Overall Study Area

Average Stay Length



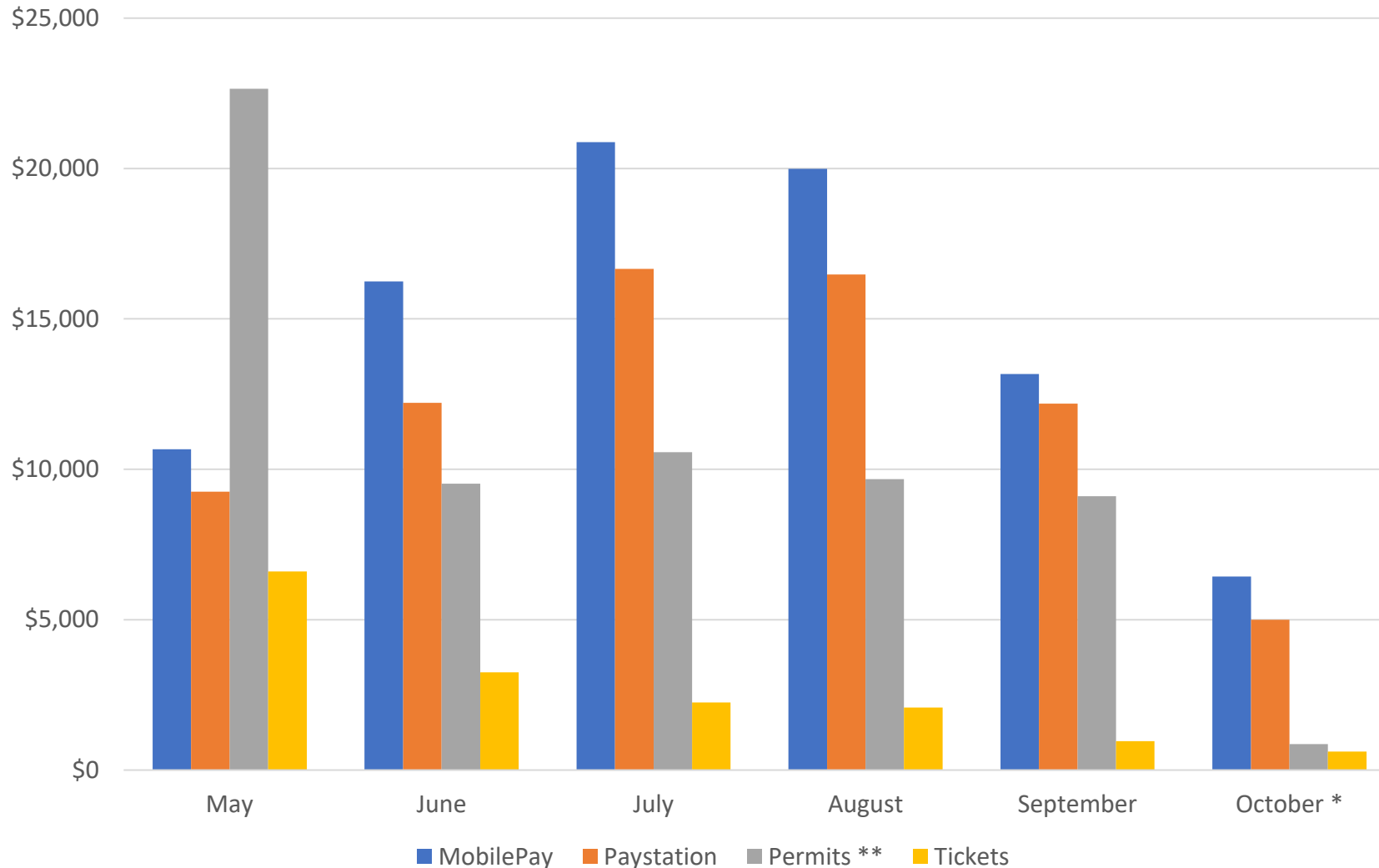
3.7 Unique Vehicles per Stall



Average transactions indicate that stall turnover is tracking at about 10 minutes faster than before demand management was implemented.



# 2024 Revenue By Type



Transaction (%)



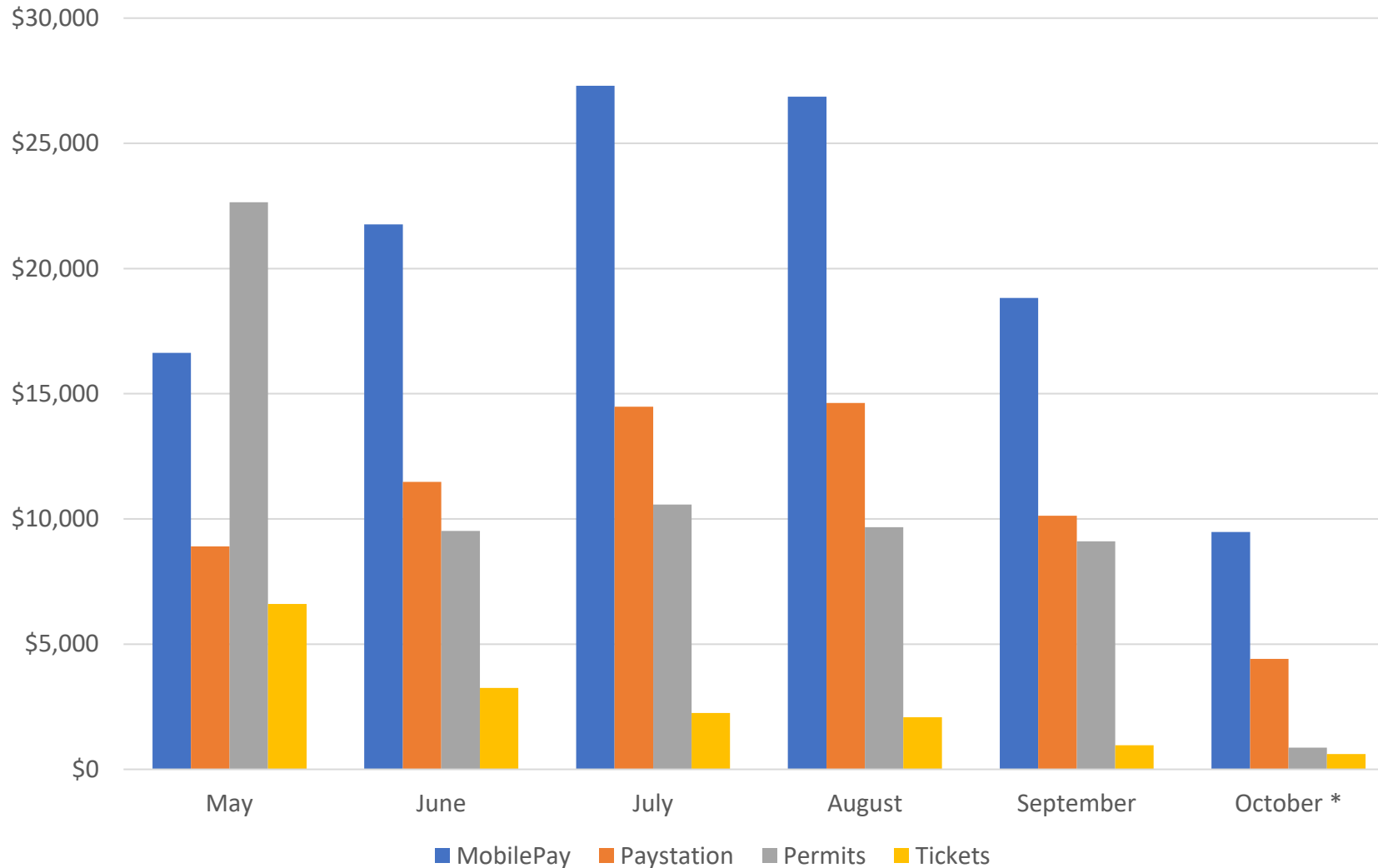
■ MobilePay ■ Paystation

\* October stats through 10/21

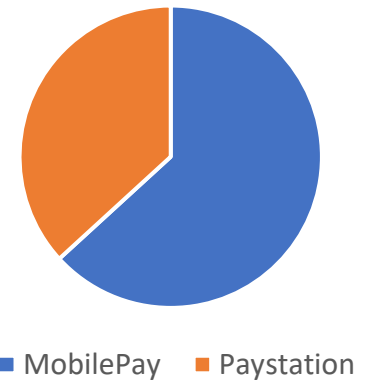
\*\* May permits include April renewals



# 2025 Revenue By Type



Transaction (%)

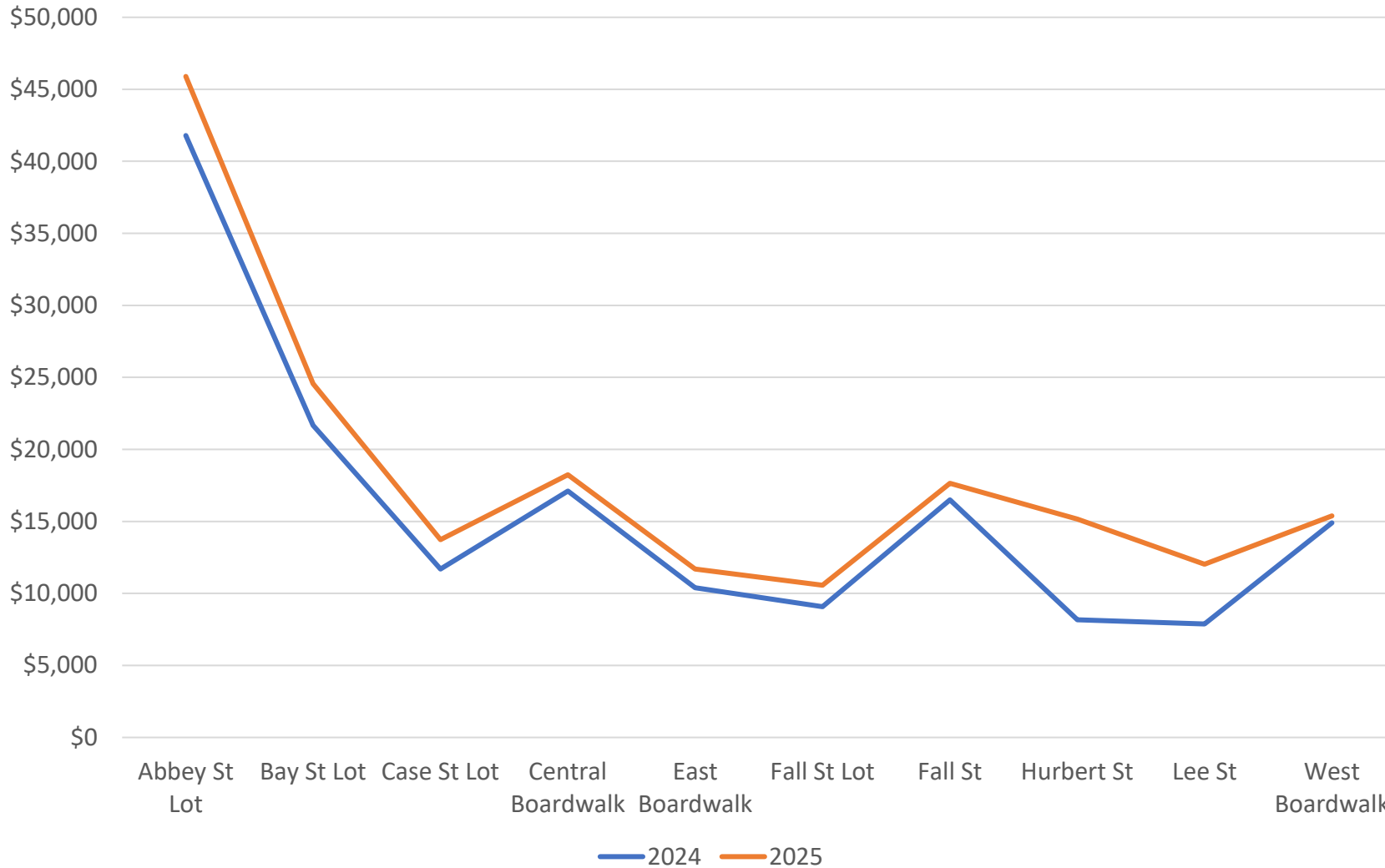


\* October stats through 10/21

\*\* May permits include April renewals



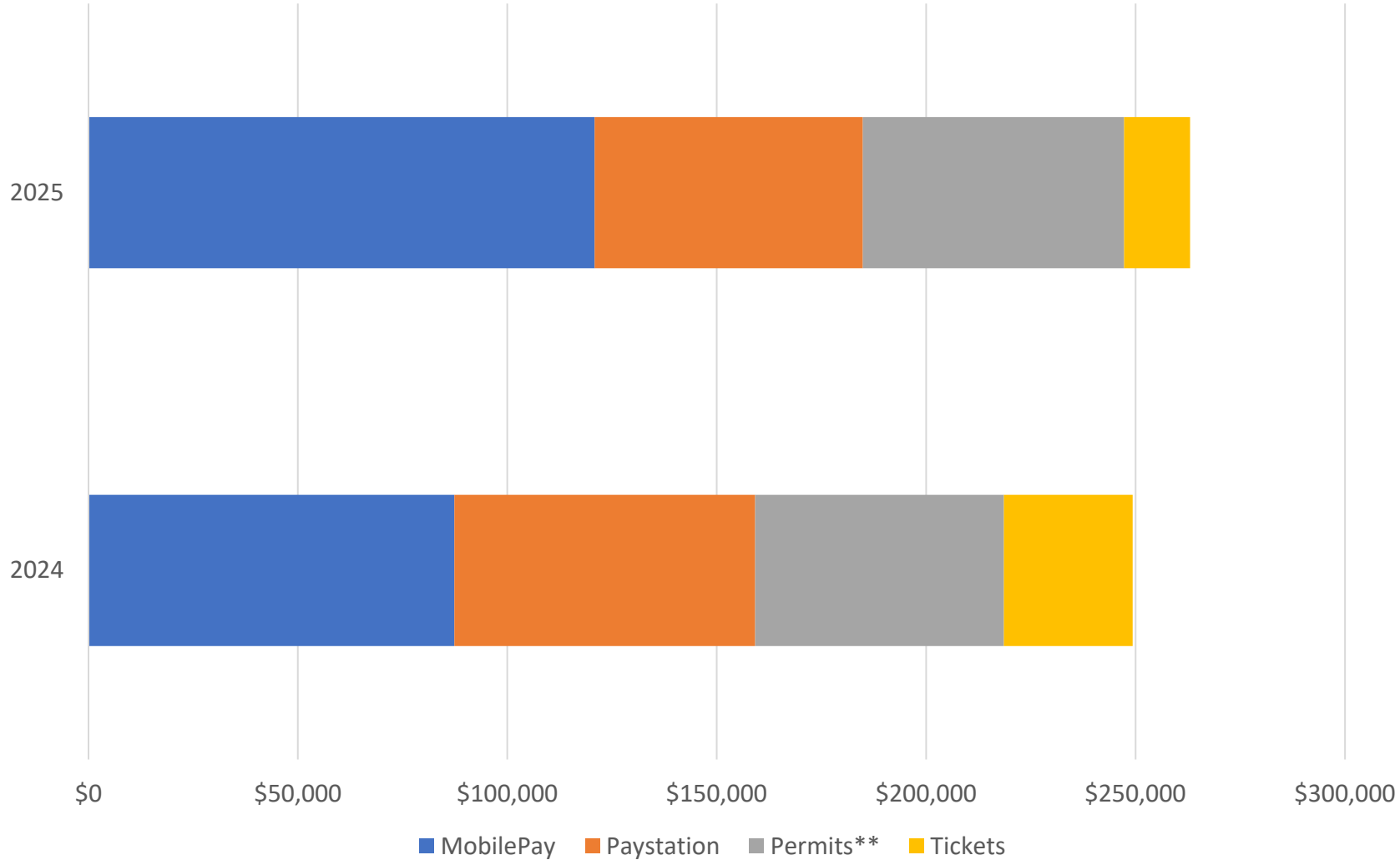
# Revenue by Location



Cash as (%) of  
Total Transactions:  
3.1% (2024)  
1.7% (2025)



# Revenue by Type



\* October stats through 10/21

\*\* May permits include April renewals



**2025**

<b>Status</b>	<b>Day</b>	<b>Count</b>	<b>%</b>
Issued	1	3159	100
Owner Lookup	3	830	26.27
Paid Before Notice Sent	5	634	20.07
Notice Sent	11	481	15.23
Dismissed	15	29	0.92
Paid After Notice Sent	36	264	8.36
Sent To Collections	49	197	6.24
Collected By Collections	82	44	1.39
			29.82% Total Collections Rate

Data as of 10/22/2025 12:00 AM

**2024**

<b>Status</b>	<b>Day</b>	<b>Count</b>	<b>%</b>
Issued	1	3284	100
Paid Before Notice Sent	6	1750	53.29
Dismissed	15	76	2.31
Owner Lookup	64	1134	34.53
Notice Sent	103	585	17.81
Paid After Notice Sent	109	230	7
Sent To Collections	208	341	10.38
Collected By Collections	246	48	1.46
			61.75% Total Collections Rate

Data as of 10/22/2025 12:00 AM



# T2 Iris Transaction Summary 10/22/2025 3:57 PM PDT

Date/Time: 05/01/2024 12:00:00 AM to 10/21/2024 11:44:59 PM PDT

Ticket #: All

Organization: City of Newport

Coupon Code: N/A

Pay Station: T2-MobilePay

Transaction Type: All

Stall Number: N/A

Plate Number: N/A

Grouping: Location

Location: Abbey St. Lot Station

## Group Summary

CASH			CREDIT CARD			PATROLLER CARD			TOTAL		
Total Collections	0	\$0.00	Total Collections	10803	\$25726.00	Revenue	0	\$0.00	Total Transactions		10803
Revenue	0	\$0.00	Revenue	10803	\$25726.00	Test Transactions	0	\$0.00	Total Collections	10803	\$25726.00
Change Issued	0	\$0.00							Revenue	10803	\$25726.00
Refund Tickets	0	\$0.00									
Total Refunds	0	\$0.00									
Excess Payment	0	\$0.00									
Attendant Deposit	0	\$0.00									

Location: Bay St. Station

## Group Summary

CASH			CREDIT CARD			PATROLLER CARD			TOTAL		
Total Collections	0	\$0.00	Total Collections	5645	\$13079.00	Revenue	0	\$0.00	Total Transactions		5645
Revenue	0	\$0.00	Revenue	5645	\$13079.00	Test Transactions	0	\$0.00	Total Collections	5645	\$13079.00
Change Issued	0	\$0.00							Revenue	5645	\$13079.00
Refund Tickets	0	\$0.00									
Total Refunds	0	\$0.00									
Excess Payment	0	\$0.00									
Attendant Deposit	0	\$0.00									

Group Summary

CASH			CREDIT CARD			PATROLLER CARD			TOTAL		
Total Collections	0	\$0.00	Total Collections	2898	\$6438.00	Revenue	0	\$0.00	Total Transactions		2898
Revenue	0	\$0.00	Revenue	2898	\$6438.00	Test Transactions	0	\$0.00	Total Collections	2898	\$6438.00
Change Issued	0	\$0.00							Revenue	2898	\$6438.00
Refund Tickets	0	\$0.00									
Total Refunds	0	\$0.00									
Excess Payment	0	\$0.00									
Attendant Deposit	0	\$0.00									

Group Summary

CASH			CREDIT CARD			PATROLLER CARD			TOTAL		
Total Collections	0	\$0.00	Total Collections	3595	\$8288.00	Revenue	0	\$0.00	Total Transactions		3595
Revenue	0	\$0.00	Revenue	3595	\$8288.00	Test Transactions	0	\$0.00	Total Collections	3595	\$8288.00
Change Issued	0	\$0.00							Revenue	3595	\$8288.00
Refund Tickets	0	\$0.00									
Total Refunds	0	\$0.00									
Excess Payment	0	\$0.00									
Attendant Deposit	0	\$0.00									

Group Summary

CASH			CREDIT CARD			PATROLLER CARD			TOTAL		
Total Collections	0	\$0.00	Total Collections	2260	\$5509.00	Revenue	0	\$0.00	Total Transactions		2260
Revenue	0	\$0.00	Revenue	2260	\$5509.00	Test Transactions	0	\$0.00	Total Collections	2260	\$5509.00
Change Issued	0	\$0.00							Revenue	2260	\$5509.00
Refund Tickets	0	\$0.00									
Total Refunds	0	\$0.00									
Excess Payment	0	\$0.00									
Attendant Deposit	0	\$0.00									

Group Summary

CASH			CREDIT CARD			PATROLLER CARD			TOTAL		
Total Collections	0	\$0.00	Total Collections	1512	\$3895.00	Revenue	0	\$0.00	Total Transactions		1512
Revenue	0	\$0.00	Revenue	1512	\$3895.00	Test Transactions	0	\$0.00	Total Collections	1512	\$3895.00
Change Issued	0	\$0.00							Revenue	1512	\$3895.00
Refund Tickets	0	\$0.00									
Total Refunds	0	\$0.00									
Excess Payment	0	\$0.00									
Attendant Deposit	0	\$0.00									

Group Summary

CASH			CREDIT CARD			PATROLLER CARD			TOTAL		
Total Collections	0	\$0.00	Total Collections	5026	\$11815.00	Revenue	0	\$0.00	Total Transactions		5026
Revenue	0	\$0.00	Revenue	5026	\$11815.00	Test Transactions	0	\$0.00	Total Collections	5026	\$11815.00
Change Issued	0	\$0.00							Revenue	5026	\$11815.00
Refund Tickets	0	\$0.00									
Total Refunds	0	\$0.00									
Excess Payment	0	\$0.00									
Attendant Deposit	0	\$0.00									

Group Summary

CASH			CREDIT CARD			PATROLLER CARD			TOTAL		
Total Collections	0	\$0.00	Total Collections	1469	\$3308.00	Revenue	0	\$0.00	Total Transactions		1469
Revenue	0	\$0.00	Revenue	1469	\$3308.00	Test Transactions	0	\$0.00	Total Collections	1469	\$3308.00
Change Issued	0	\$0.00							Revenue	1469	\$3308.00
Refund Tickets	0	\$0.00									
Total Refunds	0	\$0.00									
Excess Payment	0	\$0.00									
Attendant Deposit	0	\$0.00									

Group Summary

CASH			CREDIT CARD			PATROLLER CARD			TOTAL		
Total Collections	0	\$0.00	Total Collections	815	\$1866.00	Revenue	0	\$0.00	Total Transactions		815
Revenue	0	\$0.00	Revenue	815	\$1866.00	Test Transactions	0	\$0.00	Total Collections	815	\$1866.00
Change Issued	0	\$0.00							Revenue	815	\$1866.00
Refund Tickets	0	\$0.00									
Total Refunds	0	\$0.00									
Excess Payment	0	\$0.00									
Attendant Deposit	0	\$0.00									

Location: West Boardwalk Station

Group Summary

CASH			CREDIT CARD			PATROLLER CARD			TOTAL		
Total Collections	0	\$0.00	Total Collections	3389	\$7456.00	Revenue	0	\$0.00	Total Transactions		3389
Revenue	0	\$0.00	Revenue	3389	\$7456.00	Test Transactions	0	\$0.00	Total Collections	3389	\$7456.00
Change Issued	0	\$0.00							Revenue	3389	\$7456.00
Refund Tickets	0	\$0.00									
Total Refunds	0	\$0.00									
Excess Payment	0	\$0.00									
Attendant Deposit	0	\$0.00									

Overall Summary

CASH			CREDIT CARD			PATROLLER CARD			TOTAL		
Total Collections	0	\$0.00	Total Collections	37412	\$87380.00	Revenue	0	\$0.00	Total Transactions		37412
Revenue	0	\$0.00	Revenue	37412	\$87380.00	Test Transactions	0	\$0.00	Total Collections	37412	\$87380.00
Change Issued	0	\$0.00							Revenue	37412	\$87380.00
Refund Tickets	0	\$0.00									
Total Refunds	0	\$0.00									
Excess Payment	0	\$0.00									
Attendant Deposit	0	\$0.00									

# T2 Iris Transaction Summary 10/22/2025 3:49 PM PDT

Date/Time: 05/01/2025 12:00:00 AM to 10/21/2025 11:44:59 PM PDT

Ticket #: All

Organization: City of Newport

Coupon Code: N/A

Pay Station: T2-MobilePay

Transaction Type: All

Stall Number: N/A

Plate Number: N/A

Grouping: Location

Location: Abbey St. Lot Station

Group Summary

CASH			CREDIT CARD			PATROLLER CARD			TOTAL		
Total Collections	0	\$0.00	Total Collections	13096	\$31584.00	Revenue	0	\$0.00	Total Transactions		13096
Revenue	0	\$0.00	Revenue	13096	\$31584.00	Test Transactions	0	\$0.00	Total Collections	13096	\$31584.00
Change Issued	0	\$0.00							Revenue	13096	\$31584.00
Refund Tickets	0	\$0.00									
Total Refunds	0	\$0.00									
Excess Payment	0	\$0.00									
Attendant Deposit	0	\$0.00									

PASSCARD			SMART CARD		
Total Collections	0	\$0.00	Revenue	0	\$0.00
Revenue	0	\$0.00	Recharges	0	\$0.00

Location: Bay St. Station

Group Summary

CASH			CREDIT CARD			PATROLLER CARD			TOTAL		
Total Collections	0	\$0.00	Total Collections	6655	\$15775.00	Revenue	0	\$0.00	Total Transactions		6655
Revenue	0	\$0.00	Revenue	6655	\$15775.00	Test Transactions	0	\$0.00	Total Collections	6655	\$15775.00
Change Issued	0	\$0.00							Revenue	6655	\$15775.00
Refund Tickets	0	\$0.00									
Total Refunds	0	\$0.00									
Excess Payment	0	\$0.00									
Attendant Deposit	0	\$0.00									

PASSCARD			SMART CARD		
Total Collections	0	\$0.00	Revenue	0	\$0.00
Revenue	0	\$0.00	Recharges	0	\$0.00

Group Summary

CASH			CREDIT CARD			PATROLLER CARD			TOTAL		
Total Collections	0	\$0.00	Total Collections	3582	\$7939.00	Revenue	0	\$0.00	Total Transactions		3582
Revenue	0	\$0.00	Revenue	3582	\$7939.00	Test Transactions	0	\$0.00	Total Collections	3582	\$7939.00
Change Issued	0	\$0.00							Revenue	3582	\$7939.00
Refund Tickets	0	\$0.00									
Total Refunds	0	\$0.00									
Excess Payment	0	\$0.00									
Attendant Deposit	0	\$0.00									

Group Summary

CASH			CREDIT CARD			PATROLLER CARD			TOTAL		
Total Collections	0	\$0.00	Total Collections	4177	\$9459.00	Revenue	0	\$0.00	Total Transactions		4177
Revenue	0	\$0.00	Revenue	4177	\$9459.00	Test Transactions	0	\$0.00	Total Collections	4177	\$9459.00
Change Issued	0	\$0.00							Revenue	4177	\$9459.00
Refund Tickets	0	\$0.00									
Total Refunds	0	\$0.00									
Excess Payment	0	\$0.00									
Attendant Deposit	0	\$0.00									

Group Summary

CASH			CREDIT CARD			PATROLLER CARD			TOTAL		
Total Collections	0	\$0.00	Total Collections	2849	\$6920.00	Revenue	0	\$0.00	Total Transactions		2849
Revenue	0	\$0.00	Revenue	2849	\$6920.00	Test Transactions	0	\$0.00	Total Collections	2849	\$6920.00
Change Issued	0	\$0.00							Revenue	2849	\$6920.00
Refund Tickets	0	\$0.00									
Total Refunds	0	\$0.00									
Excess Payment	0	\$0.00									
Attendant Deposit	0	\$0.00									



Group Summary

CASH			CREDIT CARD			PATROLLER CARD			TOTAL		
Total Collections	0	\$0.00	Total Collections	2353	\$6014.00	Revenue	0	\$0.00	Total Transactions	2353	
Revenue	0	\$0.00	Revenue	2353	\$6014.00	Test Transactions	0	\$0.00	Total Collections	2353	\$6014.00
Change Issued	0	\$0.00							Revenue	2353	\$6014.00
Refund Tickets	0	\$0.00									
Total Refunds	0	\$0.00									
Excess Payment	0	\$0.00									
Attendant Deposit	0	\$0.00									

Group Summary

CASH			CREDIT CARD			PATROLLER CARD			TOTAL		
Total Collections	0	\$0.00	Total Collections	5270	\$12272.00	Revenue	0	\$0.00	Total Transactions	5270	
Revenue	0	\$0.00	Revenue	5270	\$12272.00	Test Transactions	0	\$0.00	Total Collections	5270	\$12272.00
Change Issued	0	\$0.00							Revenue	5270	\$12272.00
Refund Tickets	0	\$0.00									
Total Refunds	0	\$0.00									
Excess Payment	0	\$0.00									
Attendant Deposit	0	\$0.00									

Group Summary

CASH			CREDIT CARD			PATROLLER CARD			TOTAL		
Total Collections	0	\$0.00	Total Collections	5931	\$13473.00	Revenue	0	\$0.00	Total Transactions	5931	
Revenue	0	\$0.00	Revenue	5931	\$13473.00	Test Transactions	0	\$0.00	Total Collections	5931	\$13473.00
Change Issued	0	\$0.00							Revenue	5931	\$13473.00
Refund Tickets	0	\$0.00									
Total Refunds	0	\$0.00									
Excess Payment	0	\$0.00									
Attendant Deposit	0	\$0.00									

Group Summary

CASH			CREDIT CARD			PATROLLER CARD			TOTAL		
Total Collections	0	\$0.00	Total Collections	3933	\$8861.00	Revenue	0	\$0.00	Total Transactions		3933
Revenue	0	\$0.00	Revenue	3933	\$8861.00	Test Transactions	0	\$0.00	Total Collections	3933	\$8861.00
Change Issued	0	\$0.00							Revenue	3933	\$8861.00
Refund Tickets	0	\$0.00									
Total Refunds	0	\$0.00									
Excess Payment	0	\$0.00									
Attendant Deposit	0	\$0.00									

Location: West Boardwalk Station

Group Summary

CASH			CREDIT CARD			PATROLLER CARD			TOTAL		
Total Collections	0	\$0.00	Total Collections	3832	\$8561.00	Revenue	0	\$0.00	Total Transactions		3832
Revenue	0	\$0.00	Revenue	3832	\$8561.00	Test Transactions	0	\$0.00	Total Collections	3832	\$8561.00
Change Issued	0	\$0.00							Revenue	3832	\$8561.00
Refund Tickets	0	\$0.00									
Total Refunds	0	\$0.00									
Excess Payment	0	\$0.00									
Attendant Deposit	0	\$0.00									

Overall Summary

CASH			CREDIT CARD			PATROLLER CARD			TOTAL		
Total Collections	0	\$0.00	Total Collections	51678	\$120858.00	Revenue	0	\$0.00	Total Transactions		51678
Revenue	0	\$0.00	Revenue	51678	\$120858.00	Test Transactions	0	\$0.00	Total Collections	51678	\$120858.00
Change Issued	0	\$0.00							Revenue	51678	\$120858.00
Refund Tickets	0	\$0.00									
Total Refunds	0	\$0.00									
Excess Payment	0	\$0.00									
Attendant Deposit	0	\$0.00									

# T2 Iris Transaction Summary 10/21/2025 6:07 PM PDT

Date/Time: 05/01/2024 12:00:00 AM to 10/21/2024 11:44:59 PM PDT

Ticket #: All

Organization: City of Newport

Coupon Code: N/A

Pay Station: T2-MobilePay

Transaction Type: All

Stall Number: N/A

Plate Number: N/A

Grouping: Month

Month: 05/2024

## Group Summary

CASH			CREDIT CARD			PATROLLER CARD			TOTAL		
Total Collections	0	\$0.00	Total Collections	4807	\$10662.00	Revenue	0	\$0.00	Total Transactions		4807
Revenue	0	\$0.00	Revenue	4807	\$10662.00	Test Transactions	0	\$0.00	Total Collections	4807	\$10662.00
Change Issued	0	\$0.00							Revenue	4807	\$10662.00
Refund Tickets	0	\$0.00									
Total Refunds	0	\$0.00									
Excess Payment	0	\$0.00									
Attendant Deposit	0	\$0.00									

Month: 06/2024

## Group Summary

CASH			CREDIT CARD			PATROLLER CARD			TOTAL		
Total Collections	0	\$0.00	Total Collections	6970	\$16250.00	Revenue	0	\$0.00	Total Transactions		6970
Revenue	0	\$0.00	Revenue	6970	\$16250.00	Test Transactions	0	\$0.00	Total Collections	6970	\$16250.00
Change Issued	0	\$0.00							Revenue	6970	\$16250.00
Refund Tickets	0	\$0.00									
Total Refunds	0	\$0.00									
Excess Payment	0	\$0.00									
Attendant Deposit	0	\$0.00									

Group Summary

CASH			CREDIT CARD			PATROLLER CARD			TOTAL		
Total Collections	0	\$0.00	Total Collections	8756	\$20873.00	Revenue	0	\$0.00	Total Transactions		8756
Revenue	0	\$0.00	Revenue	8756	\$20873.00	Test Transactions	0	\$0.00	Total Collections	8756	\$20873.00
Change Issued	0	\$0.00							Revenue	8756	\$20873.00
Refund Tickets	0	\$0.00									
Total Refunds	0	\$0.00									
Excess Payment	0	\$0.00									
Attendant Deposit	0	\$0.00									

Group Summary

CASH			CREDIT CARD			PATROLLER CARD			TOTAL		
Total Collections	0	\$0.00	Total Collections	8399	\$19990.00	Revenue	0	\$0.00	Total Transactions		8399
Revenue	0	\$0.00	Revenue	8399	\$19990.00	Test Transactions	0	\$0.00	Total Collections	8399	\$19990.00
Change Issued	0	\$0.00							Revenue	8399	\$19990.00
Refund Tickets	0	\$0.00									
Total Refunds	0	\$0.00									
Excess Payment	0	\$0.00									
Attendant Deposit	0	\$0.00									

Group Summary

CASH			CREDIT CARD			PATROLLER CARD			TOTAL		
Total Collections	0	\$0.00	Total Collections	5662	\$13166.00	Revenue	0	\$0.00	Total Transactions		5662
Revenue	0	\$0.00	Revenue	5662	\$13166.00	Test Transactions	0	\$0.00	Total Collections	5662	\$13166.00
Change Issued	0	\$0.00							Revenue	5662	\$13166.00
Refund Tickets	0	\$0.00									
Total Refunds	0	\$0.00									
Excess Payment	0	\$0.00									
Attendant Deposit	0	\$0.00									

Group Summary

CASH			CREDIT CARD			PATROLLER CARD			TOTAL		
Total Collections	0	\$0.00	Total Collections	2818	\$6439.00	Revenue	0	\$0.00	Total Transactions		2818
Revenue	0	\$0.00	Revenue	2818	\$6439.00	Test Transactions	0	\$0.00	Total Collections	2818	\$6439.00
Change Issued	0	\$0.00							Revenue	2818	\$6439.00
Refund Tickets	0	\$0.00									
Total Refunds	0	\$0.00									
Excess Payment	0	\$0.00									
Attendant Deposit	0	\$0.00									

Overall Summary

CASH			CREDIT CARD			PATROLLER CARD			TOTAL		
Total Collections	0	\$0.00	Total Collections	37412	\$87380.00	Revenue	0	\$0.00	Total Transactions		37412
Revenue	0	\$0.00	Revenue	37412	\$87380.00	Test Transactions	0	\$0.00	Total Collections	37412	\$87380.00
Change Issued	0	\$0.00							Revenue	37412	\$87380.00
Refund Tickets	0	\$0.00									
Total Refunds	0	\$0.00									
Excess Payment	0	\$0.00									
Attendant Deposit	0	\$0.00									

# T2 Iris Transaction Summary 10/21/2025 5:58 PM PDT

Date/Time: 05/01/2025 12:00:00 AM to 10/21/2025 11:44:59 PM PDT

Ticket #: All

Organization: City of Newport

Coupon Code: N/A

Pay Station: T2-MobilePay

Transaction Type: All

Stall Number: N/A

Plate Number: N/A

Grouping: Month

Month: 05/2025

## Group Summary

CASH			CREDIT CARD			PATROLLER CARD			TOTAL		
Total Collections	0	\$0.00	Total Collections	7153	\$16628.00	Revenue	0	\$0.00	Total Transactions	7153	
Revenue	0	\$0.00	Revenue	7153	\$16628.00	Test Transactions	0	\$0.00	Total Collections	7153	\$16628.00
Change Issued	0	\$0.00							Revenue	7153	\$16628.00
Refund Tickets	0	\$0.00	PASSCARD			SMART CARD					
Total Refunds	0	\$0.00	Total Collections	0	\$0.00	Revenue	0	\$0.00			
Excess Payment	0	\$0.00	Revenue	0	\$0.00	Recharges	0	\$0.00			
Attendant Deposit	0	\$0.00									

Month: 06/2025

## Group Summary

CASH			CREDIT CARD			PATROLLER CARD			TOTAL		
Total Collections	0	\$0.00	Total Collections	9349	\$21763.00	Revenue	0	\$0.00	Total Transactions	9349	
Revenue	0	\$0.00	Revenue	9349	\$21763.00	Test Transactions	0	\$0.00	Total Collections	9349	\$21763.00
Change Issued	0	\$0.00							Revenue	9349	\$21763.00
Refund Tickets	0	\$0.00	PASSCARD			SMART CARD					
Total Refunds	0	\$0.00	Total Collections	0	\$0.00	Revenue	0	\$0.00			
Excess Payment	0	\$0.00	Revenue	0	\$0.00	Recharges	0	\$0.00			
Attendant Deposit	0	\$0.00									

Group Summary

CASH			CREDIT CARD			PATROLLER CARD			TOTAL		
Total Collections	0	\$0.00	Total Collections	11434	\$27299.00	Revenue	0	\$0.00	Total Transactions		11434
Revenue	0	\$0.00	Revenue	11434	\$27299.00	Test Transactions	0	\$0.00	Total Collections	11434	\$27299.00
Change Issued	0	\$0.00							Revenue	11434	\$27299.00
Refund Tickets	0	\$0.00									
Total Refunds	0	\$0.00									
Excess Payment	0	\$0.00									
Attendant Deposit	0	\$0.00									

Group Summary

CASH			CREDIT CARD			PATROLLER CARD			TOTAL		
Total Collections	0	\$0.00	Total Collections	11288	\$26862.00	Revenue	0	\$0.00	Total Transactions		11288
Revenue	0	\$0.00	Revenue	11288	\$26862.00	Test Transactions	0	\$0.00	Total Collections	11288	\$26862.00
Change Issued	0	\$0.00							Revenue	11288	\$26862.00
Refund Tickets	0	\$0.00									
Total Refunds	0	\$0.00									
Excess Payment	0	\$0.00									
Attendant Deposit	0	\$0.00									

Group Summary

CASH			CREDIT CARD			PATROLLER CARD			TOTAL		
Total Collections	0	\$0.00	Total Collections	8227	\$18825.00	Revenue	0	\$0.00	Total Transactions		8227
Revenue	0	\$0.00	Revenue	8227	\$18825.00	Test Transactions	0	\$0.00	Total Collections	8227	\$18825.00
Change Issued	0	\$0.00							Revenue	8227	\$18825.00
Refund Tickets	0	\$0.00									
Total Refunds	0	\$0.00									
Excess Payment	0	\$0.00									
Attendant Deposit	0	\$0.00									

Group Summary

CASH			CREDIT CARD			PATROLLER CARD			TOTAL		
Total Collections	0	\$0.00	Total Collections	4222	\$9475.00	Revenue	0	\$0.00	Total Transactions		4222
Revenue	0	\$0.00	Revenue	4222	\$9475.00	Test Transactions	0	\$0.00	Total Collections	4222	\$9475.00
Change Issued	0	\$0.00							Revenue	4222	\$9475.00
Refund Tickets	0	\$0.00									
Total Refunds	0	\$0.00									
Excess Payment	0	\$0.00									
Attendant Deposit	0	\$0.00									

Overall Summary

CASH			CREDIT CARD			PATROLLER CARD			TOTAL		
Total Collections	0	\$0.00	Total Collections	51673	\$120852.00	Revenue	0	\$0.00	Total Transactions		51673
Revenue	0	\$0.00	Revenue	51673	\$120852.00	Test Transactions	0	\$0.00	Total Collections	51673	\$120852.00
Change Issued	0	\$0.00							Revenue	51673	\$120852.00
Refund Tickets	0	\$0.00									
Total Refunds	0	\$0.00									
Excess Payment	0	\$0.00									
Attendant Deposit	0	\$0.00									



# T2 Iris Transaction Summary 10/22/2025 9:36 AM PDT

Date/Time: 05/01/2024 12:00:00 AM to 10/21/2024 11:44:59 PM PDT

Ticket #: All

Organization: City of Newport

Coupon Code: N/A

Pay Station: Abbey St. Lot Station, Bay St. Station, Case St. Station, Central Boardwalk Station, East Boardwalk Station, Fall St. Lot Station, Fall St. Station, Hurbert St. Station, Lee St. Lot, West Boardwalk Station

Transaction Type: All

Stall Number: N/A

Plate Number:

Grouping: Pay Station

Pay Station: Abbey St. Lot Station

Group Summary

CASH			CREDIT CARD			PATROLLER CARD			TOTAL			
Total Collections	393	\$601.80	Total Collections	6718	\$15464.00	Revenue	0	\$0.00	Total Transactions	7148		
Revenue	427	\$601.80	Revenue	6718	\$15464.00	Test Transactions	0	\$0.00	Total Collections	7111	\$16065.80	
Change Issued	0	\$0.00							Revenue	7145	\$16065.80	
Refund Tickets	25	\$20.80										
Total Refunds	0	\$20.40	PASSCARD			SMART CARD						
Excess Payment	25	\$20.80	Total Collections	0	\$0.00	Revenue	0	\$0.00				
Attendant Deposit	0	\$0.00	Revenue	0	\$0.00	Recharges	0	\$0.00				

Pay Station: Bay St. Station

Group Summary

CASH			CREDIT CARD			PATROLLER CARD			TOTAL			
Total Collections	332	\$472.30	Total Collections	3748	\$8119.00	Revenue	0	\$0.00	Total Transactions	4099		
Revenue	351	\$472.30	Revenue	3748	\$8119.00	Test Transactions	0	\$0.00	Total Collections	4080	\$8591.30	
Change Issued	0	\$0.00							Revenue	4099	\$8591.30	
Refund Tickets	32	\$18.30										
Total Refunds	0	\$16.65	PASSCARD			SMART CARD						
Excess Payment	32	\$18.30	Total Collections	0	\$0.00	Revenue	0	\$0.00				
Attendant Deposit	0	\$0.00	Revenue	0	\$0.00	Recharges	0	\$0.00				

Group Summary

CASH			CREDIT CARD			PATROLLER CARD			TOTAL		
Total Collections	157	\$213.95	Total Collections	2405	\$5050.00	Revenue	0	\$0.00	Total Transactions		2569
Revenue	162	\$213.95	Revenue	2405	\$5050.00	Test Transactions	0	\$0.00	Total Collections	2562	\$5263.95
Change Issued	0	\$0.00							Revenue	2567	\$5263.95
Refund Tickets	15	\$10.95									
Total Refunds	0	\$10.70									
Excess Payment	15	\$10.95									
Attendant Deposit	0	\$0.00									

Pay Station: Central Boardwalk Station

Group Summary

CASH			CREDIT CARD			PATROLLER CARD			TOTAL		
Total Collections	241	\$359.80	Total Collections	3940	\$8461.00	Revenue	0	\$0.00	Total Transactions		4195
Revenue	254	\$359.80	Revenue	3940	\$8461.00	Test Transactions	0	\$0.00	Total Collections	4181	\$8820.80
Change Issued	0	\$0.00							Revenue	4194	\$8820.80
Refund Tickets	28	\$26.80									
Total Refunds	0	\$25.80									
Excess Payment	28	\$26.80									
Attendant Deposit	0	\$0.00									

Pay Station: East Boardwalk Station

Group Summary

CASH			CREDIT CARD			PATROLLER CARD			TOTAL		
Total Collections	167	\$263.20	Total Collections	2019	\$4618.00	Revenue	0	\$0.00	Total Transactions		2189
Revenue	170	\$263.20	Revenue	2019	\$4618.00	Test Transactions	0	\$0.00	Total Collections	2186	\$4881.20
Change Issued	0	\$0.00							Revenue	2189	\$4881.20
Refund Tickets	16	\$18.20									
Total Refunds	0	\$17.95									
Excess Payment	16	\$18.20									
Attendant Deposit	0	\$0.00									

Group Summary

CASH			CREDIT CARD			PATROLLER CARD			TOTAL		
Total Collections	318	\$558.45	Total Collections	1942	\$4618.00	Revenue	0	\$0.00	Total Transactions		2283
Revenue	341	\$558.45	Revenue	1942	\$4618.00	Test Transactions	0	\$0.00	Total Collections	2260	\$5176.45
Change Issued	0	\$0.00							Revenue	2283	\$5176.45
Refund Tickets	15	\$15.45	PASSCARD			SMART CARD					
Total Refunds	0	\$15.40	Total Collections	0	\$0.00	Revenue	0	\$0.00			
Excess Payment	15	\$15.45	Revenue	0	\$0.00	Recharges	0	\$0.00			
Attendant Deposit	0	\$0.00									

Pay Station: Fall St. Station

Group Summary

CASH			CREDIT CARD			PATROLLER CARD			TOTAL		
Total Collections	925	\$1516.95	Total Collections	1444	\$3165.00	Revenue	0	\$0.00	Total Transactions		2374
Revenue	929	\$1516.95	Revenue	1444	\$3165.00	Test Transactions	0	\$0.00	Total Collections	2369	\$4681.95
Change Issued	0	\$0.00							Revenue	2373	\$4681.95
Refund Tickets	79	\$55.95	PASSCARD			SMART CARD					
Total Refunds	0	\$54.40	Total Collections	0	\$0.00	Revenue	0	\$0.00			
Excess Payment	79	\$55.95	Revenue	0	\$0.00	Recharges	0	\$0.00			
Attendant Deposit	0	\$0.00									

Pay Station: Hurbert St. Station

Group Summary

CASH			CREDIT CARD			PATROLLER CARD			TOTAL		
Total Collections	186	\$277.50	Total Collections	2051	\$4582.00	Revenue	0	\$0.00	Total Transactions		2252
Revenue	201	\$277.50	Revenue	2051	\$4582.00	Test Transactions	0	\$0.00	Total Collections	2237	\$4859.50
Change Issued	0	\$0.00							Revenue	2252	\$4859.50
Refund Tickets	14	\$14.50	PASSCARD			SMART CARD					
Total Refunds	0	\$14.25	Total Collections	0	\$0.00	Revenue	0	\$0.00			
Excess Payment	14	\$14.50	Revenue	0	\$0.00	Recharges	0	\$0.00			
Attendant Deposit	0	\$0.00									

Group Summary

CASH			CREDIT CARD			PATROLLER CARD			TOTAL		
Total Collections	113	\$172.10	Total Collections	2683	\$5842.00	Revenue	0	\$0.00	Total Transactions		2802
Revenue	117	\$172.10	Revenue	2683	\$5842.00	Test Transactions	0	\$0.00	Total Collections	2796	\$6014.10
Change Issued	0	\$0.00							Revenue	2800	\$6014.10
Refund Tickets	13	\$5.10									
Total Refunds	0	\$3.80									
Excess Payment	13	\$5.10									
Attendant Deposit	0	\$0.00									

Pay Station: West Boardwalk Station

Group Summary

CASH			CREDIT CARD			PATROLLER CARD			TOTAL		
Total Collections	304	\$429.25	Total Collections	3368	\$7012.00	Revenue	0	\$0.00	Total Transactions		3685
Revenue	317	\$429.25	Revenue	3368	\$7012.00	Test Transactions	0	\$0.00	Total Collections	3672	\$7441.25
Change Issued	0	\$0.00							Revenue	3685	\$7441.25
Refund Tickets	24	\$14.25									
Total Refunds	0	\$13.10									
Excess Payment	24	\$14.25									
Attendant Deposit	0	\$0.00									

Overall Summary

CASH			CREDIT CARD			PATROLLER CARD			TOTAL		
Total Collections	3136	\$4865.30	Total Collections	30318	\$66931.00	Revenue	0	\$0.00	Total Transactions		33596
Revenue	3269	\$4865.30	Revenue	30318	\$66931.00	Test Transactions	0	\$0.00	Total Collections	33454	\$71796.30
Change Issued	0	\$0.00							Revenue	33587	\$71796.30
Refund Tickets	261	\$200.30									
Total Refunds	0	\$192.45									
Excess Payment	261	\$200.30									
Attendant Deposit	0	\$0.00									

# T2 Iris Transaction Summary 10/22/2025 9:38 AM PDT

Date/Time: 05/01/2025 12:00:00 AM to 10/21/2025 11:44:59 PM PDT

Ticket #: All

Organization: City of Newport

Coupon Code: N/A

Pay Station: Abbey St. Lot Station, Bay St. Station, Case St. Station, Central Boardwalk Station, East Boardwalk Station, Fall St. Lot Station, Fall St. Station, Hurbert St. Station, Lee St. Lot, West Boardwalk Station

Transaction Type: All

Stall Number: N/A

Plate Number:

Grouping: Pay Station

Pay Station: Abbey St. Lot Station

Group Summary

CASH			CREDIT CARD			PATROLLER CARD			TOTAL			
Total Collections	126	\$181.00	Total Collections	6210	\$14130.00	Revenue	0	\$0.00	Total Transactions	6349		
Revenue	137	\$181.00	Revenue	6210	\$14130.00	Test Transactions	0	\$0.00	Total Collections	6336	\$14311.00	
Change Issued	0	\$0.00							Revenue	6347	\$14311.00	
Refund Tickets	15	\$11.00										
Total Refunds	0	\$10.65	PASSCARD			SMART CARD						
Excess Payment	15	\$11.00	Total Collections	0	\$0.00	Revenue	0	\$0.00				
Attendant Deposit	0	\$0.00	Revenue	0	\$0.00	Recharges	0	\$0.00				

Pay Station: Bay St. Station

Group Summary

CASH			CREDIT CARD			PATROLLER CARD			TOTAL			
Total Collections	255	\$371.15	Total Collections	3870	\$8416.00	Revenue	0	\$0.00	Total Transactions	4134		
Revenue	262	\$371.15	Revenue	3870	\$8416.00	Test Transactions	0	\$0.00	Total Collections	4125	\$8787.15	
Change Issued	0	\$0.00							Revenue	4132	\$8787.15	
Refund Tickets	22	\$21.15										
Total Refunds	0	\$20.60	PASSCARD			SMART CARD						
Excess Payment	22	\$21.15	Total Collections	0	\$0.00	Revenue	0	\$0.00				
Attendant Deposit	0	\$0.00	Revenue	0	\$0.00	Recharges	0	\$0.00				

Group Summary

CASH			CREDIT CARD			PATROLLER CARD			TOTAL			
Total Collections	164	\$239.25	Total Collections	2669	\$5557.00	Revenue	0	\$0.00	Total Transactions		2838	
Revenue	168	\$239.25	Revenue	2669	\$5557.00	Test Transactions	0	\$0.00	Total Collections	2833	\$5796.25	
Change Issued	0	\$0.00							Revenue	2837	\$5796.25	
Refund Tickets	16	\$13.25										
Total Refunds	0	\$12.30	PASSCARD			SMART CARD						
Excess Payment	16	\$13.25	Total Collections	0	\$0.00	Revenue	0	\$0.00				
Attendant Deposit	0	\$0.00	Revenue	0	\$0.00	Recharges	0	\$0.00				

Pay Station: Central Boardwalk Station

Group Summary

CASH			CREDIT CARD			PATROLLER CARD			TOTAL			
Total Collections	278	\$382.00	Total Collections	3909	\$8401.00	Revenue	0	\$0.00	Total Transactions		4209	
Revenue	299	\$382.00	Revenue	3909	\$8401.00	Test Transactions	0	\$0.00	Total Collections	4187	\$8783.00	
Change Issued	0	\$0.00							Revenue	4208	\$8783.00	
Refund Tickets	24	\$15.00	PASSCARD			SMART CARD						
Total Refunds	0	\$14.25	Total Collections	0	\$0.00	Revenue	0	\$0.00				
Excess Payment	24	\$15.00	Revenue	0	\$0.00	Recharges	0	\$0.00				
Attendant Deposit	0	\$0.00										

Pay Station: East Boardwalk Station

Group Summary

CASH			CREDIT CARD			PATROLLER CARD			TOTAL			
Total Collections	117	\$192.10	Total Collections	2053	\$4582.00	Revenue	0	\$0.00	Total Transactions		2176	
Revenue	123	\$192.10	Revenue	2053	\$4582.00	Test Transactions	0	\$0.00	Total Collections	2170	\$4774.10	
Change Issued	0	\$0.00							Revenue	2176	\$4774.10	
Refund Tickets	9	\$7.10	PASSCARD			SMART CARD						
Total Refunds	0	\$6.75	Total Collections	0	\$0.00	Revenue	0	\$0.00				
Excess Payment	9	\$7.10	Revenue	0	\$0.00	Recharges	0	\$0.00				
Attendant Deposit	0	\$0.00										

Group Summary

CASH			CREDIT CARD			PATROLLER CARD			TOTAL		
Total Collections	168	\$252.65	Total Collections	1852	\$4304.00	Revenue	0	\$0.00	Total Transactions		2036
Revenue	184	\$252.65	Revenue	1852	\$4304.00	Test Transactions	0	\$0.00	Total Collections	2020	\$4556.65
Change Issued	0	\$0.00							Revenue	2036	\$4556.65
Refund Tickets	17	\$16.65	PASSCARD			SMART CARD					
Total Refunds	0	\$16.35	Total Collections	0	\$0.00	Revenue	0	\$0.00			
Excess Payment	17	\$16.65	Revenue	0	\$0.00	Recharges	0	\$0.00			
Attendant Deposit	0	\$0.00									

Pay Station: Fall St. Station

Group Summary

CASH			CREDIT CARD			PATROLLER CARD			TOTAL		
Total Collections	775	\$1105.90	Total Collections	1958	\$4265.00	Revenue	0	\$0.00	Total Transactions		2737
Revenue	779	\$1105.90	Revenue	1958	\$4265.00	Test Transactions	0	\$0.00	Total Collections	2733	\$5370.90
Change Issued	0	\$0.00							Revenue	2737	\$5370.90
Refund Tickets	20	\$12.90	PASSCARD			SMART CARD					
Total Refunds	0	\$12.25	Total Collections	0	\$0.00	Revenue	0	\$0.00			
Excess Payment	20	\$12.90	Revenue	0	\$0.00	Recharges	0	\$0.00			
Attendant Deposit	0	\$0.00									

Pay Station: Hurbert St. Station

Group Summary

CASH			CREDIT CARD			PATROLLER CARD			TOTAL		
Total Collections	109	\$148.20	Total Collections	694	\$1540.00	Revenue	0	\$0.00	Total Transactions		805
Revenue	111	\$148.20	Revenue	694	\$1540.00	Test Transactions	0	\$0.00	Total Collections	803	\$1688.20
Change Issued	0	\$0.00							Revenue	805	\$1688.20
Refund Tickets	8	\$6.20	PASSCARD			SMART CARD					
Total Refunds	0	\$6.05	Total Collections	0	\$0.00	Revenue	0	\$0.00			
Excess Payment	8	\$6.20	Revenue	0	\$0.00	Recharges	0	\$0.00			
Attendant Deposit	0	\$0.00									

Group Summary

CASH			CREDIT CARD			PATROLLER CARD			TOTAL		
Total Collections	88	\$125.65	Total Collections	1379	\$3038.00	Revenue	0	\$0.00	Total Transactions		1469
Revenue	90	\$125.65	Revenue	1379	\$3038.00	Test Transactions	0	\$0.00	Total Collections	1467	\$3163.65
Change Issued	0	\$0.00							Revenue	1469	\$3163.65
Refund Tickets	12	\$10.65									
Total Refunds	0	\$9.90									
Excess Payment	12	\$10.65									
Attendant Deposit	0	\$0.00									

Pay Station: West Boardwalk Station

Group Summary

CASH			CREDIT CARD			PATROLLER CARD			TOTAL		
Total Collections	173	\$232.60	Total Collections	3138	\$6586.00	Revenue	0	\$0.00	Total Transactions		3332
Revenue	194	\$232.60	Revenue	3138	\$6586.00	Test Transactions	0	\$0.00	Total Collections	3311	\$6818.60
Change Issued	0	\$0.00							Revenue	3332	\$6818.60
Refund Tickets	16	\$7.60									
Total Refunds	0	\$7.10									
Excess Payment	16	\$7.60									
Attendant Deposit	0	\$0.00									

Overall Summary

CASH			CREDIT CARD			PATROLLER CARD			TOTAL		
Total Collections	2253	\$3230.50	Total Collections	27732	\$60819.00	Revenue	0	\$0.00	Total Transactions		30085
Revenue	2347	\$3230.50	Revenue	27732	\$60819.00	Test Transactions	0	\$0.00	Total Collections	29985	\$64049.50
Change Issued	0	\$0.00							Revenue	30079	\$64049.50
Refund Tickets	159	\$121.50									
Total Refunds	0	\$116.20									
Excess Payment	159	\$121.50									
Attendant Deposit	0	\$0.00									



# T2 Iris Transaction Summary 10/21/2025 6:04 PM PDT

Date/Time: 05/01/2024 12:00:00 AM to 10/21/2024 11:44:59 PM PDT

Ticket #: All

Organization: City of Newport

Coupon Code: N/A

Pay Station: Abbey St. Lot Station,Bay St. Station,Case St. Station,Central Boardwalk Station,East Boardwalk Station,Fall St. Lot Station,Fall St. Station,Hurbert St. Station,Lee St. Lot,West Boardwalk Station

Transaction Type: All

Stall Number: N/A

Plate Number:

Grouping: Month

Month: 05/2024

## Group Summary

CASH			CREDIT CARD			PATROLLER CARD			TOTAL		
Total Collections	312	\$472.85	Total Collections	4095	\$8787.00	Revenue	0	\$0.00	Total Transactions		4419
Revenue	324	\$472.85	Revenue	4095	\$8787.00	Test Transactions	0	\$0.00	Total Collections	4407	\$9259.85
Change Issued	0	\$0.00							Revenue	4419	\$9259.85
Refund Tickets	30	\$26.85									
Total Refunds	0	\$26.25									
Excess Payment	30	\$26.85									
Attendant Deposit	0	\$0.00									

Month: 06/2024

## Group Summary

CASH			CREDIT CARD			PATROLLER CARD			TOTAL		
Total Collections	552	\$861.15	Total Collections	5138	\$11350.00	Revenue	0	\$0.00	Total Transactions		5708
Revenue	570	\$861.15	Revenue	5138	\$11350.00	Test Transactions	0	\$0.00	Total Collections	5690	\$12211.15
Change Issued	0	\$0.00							Revenue	5708	\$12211.15
Refund Tickets	57	\$37.15									
Total Refunds	0	\$35.05									
Excess Payment	57	\$37.15									
Attendant Deposit	0	\$0.00									

Group Summary

CASH			CREDIT CARD			PATROLLER CARD			TOTAL			
Total Collections	746	\$1194.70	Total Collections	6818	\$15465.00	Revenue	0	\$0.00	Total Transactions		7612	
Revenue	789	\$1194.70	Revenue	6818	\$15465.00	Test Transactions	0	\$0.00	Total Collections	7564	\$16659.70	
Change Issued	0	\$0.00							Revenue	7607	\$16659.70	
Refund Tickets	60	\$41.70										
Total Refunds	0	\$39.80	PASSCARD			SMART CARD						
Excess Payment	60	\$41.70	Total Collections	0	\$0.00	Revenue	0	\$0.00				
Attendant Deposit	0	\$0.00	Revenue	0	\$0.00	Recharges	0	\$0.00				

Group Summary

CASH			CREDIT CARD			PATROLLER CARD			TOTAL		
Total Collections	833	\$1285.80	Total Collections	6779	\$15192.00	Revenue	0	\$0.00	Total Transactions		7659
Revenue	878	\$1285.80	Revenue	6779	\$15192.00	Test Transactions	0	\$0.00	Total Collections	7612	\$16477.80
Change Issued	0	\$0.00							Revenue	7657	\$16477.80
Refund Tickets	61	\$48.80	PASSCARD			SMART CARD					
Total Refunds	0	\$46.40	Total Collections	0	\$0.00	Revenue	0	\$0.00			
Excess Payment	61	\$48.80	Revenue	0	\$0.00	Recharges	0	\$0.00			
Attendant Deposit	0	\$0.00									

Group Summary

CASH			CREDIT CARD			PATROLLER CARD			TOTAL		
Total Collections	527	\$781.50	Total Collections	5211	\$11406.00	Revenue	0	\$0.00	Total Transactions		5745
Revenue	532	\$781.50	Revenue	5211	\$11406.00	Test Transactions	0	\$0.00	Total Collections	5738	\$12187.50
Change Issued	0	\$0.00							Revenue	5743	\$12187.50
Refund Tickets	40	\$32.50	PASSCARD			SMART CARD					
Total Refunds	0	\$31.90	Total Collections	0	\$0.00	Revenue	0	\$0.00			
Excess Payment	40	\$32.50	Revenue	0	\$0.00	Recharges	0	\$0.00			
Attendant Deposit	0	\$0.00									

Group Summary

CASH			CREDIT CARD			PATROLLER CARD			TOTAL			
Total Collections	166	\$269.30	Total Collections	2277	\$4731.00	Revenue	0	\$0.00	Total Transactions		2453	
Revenue	176	\$269.30	Revenue	2277	\$4731.00	Test Transactions	0	\$0.00	Total Collections	2443	\$5000.30	
Change Issued	0	\$0.00							Revenue	2453	\$5000.30	
Refund Tickets	13	\$13.30										
Total Refunds	0	\$13.05	PASSCARD			SMART CARD						
Excess Payment	13	\$13.30	Total Collections	0	\$0.00	Revenue	0	\$0.00				
Attendant Deposit	0	\$0.00	Revenue	0	\$0.00	Recharges	0	\$0.00				

Overall Summary

CASH			CREDIT CARD			PATROLLER CARD			TOTAL		
Total Collections	3136	\$4865.30	Total Collections	30318	\$66931.00	Revenue	0	\$0.00	Total Transactions		33596
Revenue	3269	\$4865.30	Revenue	30318	\$66931.00	Test Transactions	0	\$0.00	Total Collections	33454	\$71796.30
Change Issued	0	\$0.00							Revenue	33587	\$71796.30
Refund Tickets	261	\$200.30	PASSCARD			SMART CARD					
Total Refunds	0	\$192.45	Total Collections	0	\$0.00	Revenue	0	\$0.00			
Excess Payment	261	\$200.30	Revenue	0	\$0.00	Recharges	0	\$0.00			
Attendant Deposit	0	\$0.00									

# T2 Iris Transaction Summary 10/21/2025 6:01 PM PDT

Date/Time: 05/01/2025 12:00:00 AM to 10/21/2025 11:44:59 PM PDT

Ticket #: All

Organization: City of Newport

Coupon Code: N/A

Pay Station: Abbey St. Lot Station,Bay St. Station,Case St. Station,Central Boardwalk Station,East Boardwalk Station,Fall St. Lot Station,Fall St. Station,Hurbert St. Station,Lee St. Lot,West Boardwalk Station

Transaction Type: All

Stall Number: N/A

Plate Number:

Grouping: Month

Month: 05/2025

## Group Summary

CASH			CREDIT CARD			PATROLLER CARD			TOTAL		
Total Collections	253	\$374.30	Total Collections	3942	\$8525.00	Revenue	0	\$0.00	Total Transactions		4229
Revenue	286	\$374.30	Revenue	3942	\$8525.00	Test Transactions	0	\$0.00	Total Collections	4195	\$8899.30
Change Issued	0	\$0.00							Revenue	4228	\$8899.30
Refund Tickets	13	\$9.30									
Total Refunds	0	\$8.85									
Excess Payment	13	\$9.30									
Attendant Deposit	0	\$0.00									

Month: 06/2025

## Group Summary

CASH			CREDIT CARD			PATROLLER CARD			TOTAL		
Total Collections	366	\$505.65	Total Collections	5025	\$10979.00	Revenue	0	\$0.00	Total Transactions		5395
Revenue	370	\$505.65	Revenue	5025	\$10979.00	Test Transactions	0	\$0.00	Total Collections	5391	\$11484.65
Change Issued	0	\$0.00							Revenue	5395	\$11484.65
Refund Tickets	26	\$18.65									
Total Refunds	0	\$16.75									
Excess Payment	26	\$18.65									
Attendant Deposit	0	\$0.00									

Group Summary

CASH			CREDIT CARD			PATROLLER CARD			TOTAL			
Total Collections	565	\$802.70	Total Collections	6081	\$13679.00	Revenue	0	\$0.00	Total Transactions	6666		
Revenue	584	\$802.70	Revenue	6081	\$13679.00	Test Transactions	0	\$0.00	Total Collections	6646	\$14481.70	
Change Issued	0	\$0.00							Revenue	6665	\$14481.70	
Refund Tickets	45	\$34.70										
Total Refunds	0	\$33.65	PASSCARD			SMART CARD						
Excess Payment	45	\$34.70	Total Collections	0	\$0.00	Revenue	0	\$0.00				
Attendant Deposit	0	\$0.00	Revenue	0	\$0.00	Recharges	0	\$0.00				

Group Summary

CASH			CREDIT CARD			PATROLLER CARD			TOTAL		
Total Collections	526	\$750.70	Total Collections	6206	\$13880.00	Revenue	0	\$0.00	Total Transactions	6762	
Revenue	554	\$750.70	Revenue	6206	\$13880.00	Test Transactions	0	\$0.00	Total Collections	6732	\$14630.70
Change Issued	0	\$0.00							Revenue	6760	\$14630.70
Refund Tickets	39	\$27.70	PASSCARD			SMART CARD					
Total Refunds	0	\$26.80	Total Collections	0	\$0.00	Revenue	0	\$0.00			
Excess Payment	39	\$27.70	Revenue	0	\$0.00	Recharges	0	\$0.00			
Attendant Deposit	0	\$0.00									

Group Summary

CASH			CREDIT CARD			PATROLLER CARD			TOTAL		
Total Collections	351	\$515.30	Total Collections	4481	\$9616.00	Revenue	0	\$0.00	Total Transactions	4839	
Revenue	358	\$515.30	Revenue	4481	\$9616.00	Test Transactions	0	\$0.00	Total Collections	4832	\$10131.30
Change Issued	0	\$0.00							Revenue	4839	\$10131.30
Refund Tickets	24	\$19.30	PASSCARD			SMART CARD					
Total Refunds	0	\$18.55	Total Collections	0	\$0.00	Revenue	0	\$0.00			
Excess Payment	24	\$19.30	Revenue	0	\$0.00	Recharges	0	\$0.00			
Attendant Deposit	0	\$0.00									

Group Summary

CASH			CREDIT CARD			PATROLLER CARD			TOTAL			
Total Collections	192	\$281.85	Total Collections	1994	\$4134.00	Revenue	0	\$0.00	Total Transactions		2191	
Revenue	195	\$281.85	Revenue	1994	\$4134.00	Test Transactions	0	\$0.00	Total Collections	2186	\$4415.85	
Change Issued	0	\$0.00							Revenue	2189	\$4415.85	
Refund Tickets	12	\$11.85										
Total Refunds	0	\$11.60	PASSCARD			SMART CARD						
Excess Payment	12	\$11.85	Total Collections	0	\$0.00	Revenue	0	\$0.00				
Attendant Deposit	0	\$0.00	Revenue	0	\$0.00	Recharges	0	\$0.00				

Overall Summary

CASH			CREDIT CARD			PATROLLER CARD			TOTAL		
Total Collections	2253	\$3230.50	Total Collections	27729	\$60813.00	Revenue	0	\$0.00	Total Transactions		30082
Revenue	2347	\$3230.50	Revenue	27729	\$60813.00	Test Transactions	0	\$0.00	Total Collections	29982	\$64043.50
Change Issued	0	\$0.00							Revenue	30076	\$64043.50
Refund Tickets	159	\$121.50	PASSCARD			SMART CARD					
Total Refunds	0	\$116.20	Total Collections	0	\$0.00	Revenue	0	\$0.00			
Excess Payment	159	\$121.50	Revenue	0	\$0.00	Recharges	0	\$0.00			
Attendant Deposit	0	\$0.00									