

Option B:

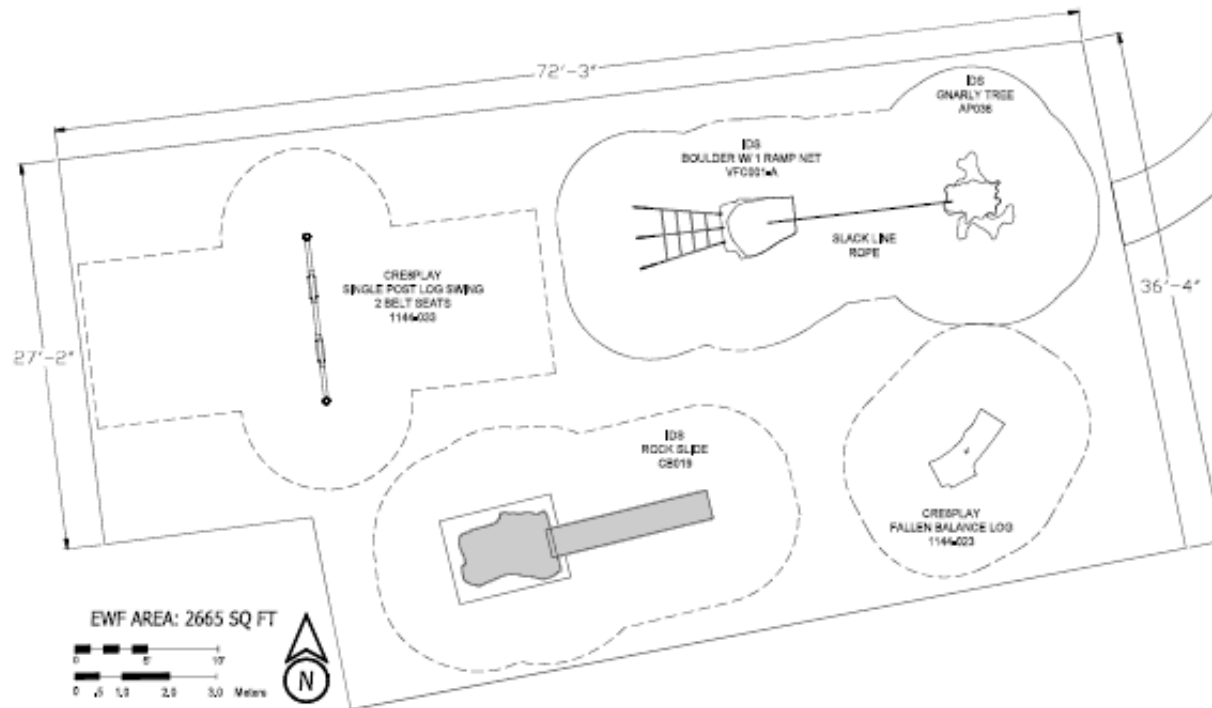
Playworld Northwest Playground Equipment Design



Northwest Playground
nwplayground.com



PLAYWORLD
The world needs play.®



*PLAYGROUND SUPERVISION REQUIRED

DESIGN FILE PATH: N:\DRAWINGS\INPE\IN-HOUSE PROJECTS\IN-HOUSE PROJECTS\SAM MOORE PARKWAY\IHD_510_23R2\DESIGN



Northwest Playground Equipment, Inc.
 BUILDING COMMUNITY THROUGH PLAY
 P.O. Box 2419 Ipswich, MA 01937
 Toll Free: 1.800.726.0031
 www.nwplayground.com
 sales@nwplayground.com



AREA: PERIMETER:
SEE PLAN

FALL HEIGHT:
10 FT.

USER CAPACITY: AGE GROUP:
5-12

ADA SCHEDULE	Total Required Play Activities		
	Accessible Limited Activities	Accessible Ground-Level Activities	Accessible Ground-Level Play Types
Required	X	X	X
Provided	X	X	X

✓ ASTM F1487-21
 ✓ CPSC #325



PROJECT NO:
IHD_510_23R2

SCALE:
 1/8" = 1'-0"

DRAWN BY:
BFL

Paper Size

DATE:
 22-Jun-24

B

SAM MOORE PARKWAY

REVISION 2



SAM MOORE PARKWAY

REVISION 2

 Northwest Playground
EQUIPMENT INC.

 ID SCULPTURE

 cre8play

IHD 510 23R2

Color Option : A

DESIGN SHOWN IS CONCEPTUAL ONLY. FINAL PRODUCTS MAY DIFFER.

COLOR KEY	POST & COMPONENTS	ROTO	ROPE
	 SAND	 FOREST GREEN	 GREEN



SAM MOORE PARKWAY

REVISION 2

IHD 510_23R2


Color Option : A

 Northwest Playground
EQUIPMENT INC.

 ID SCULPTURE

 cre8play

DESIGN SHOWN IS CONCEPTUAL ONLY. FINAL PRODUCTS MAY DIFFER.

COLOR KEY	POST & COMPONENTS	ROTO	ROPE
	 SAND	 PORT GREEN	 GREEN



SAM MOORE PARKWAY

REVISION 2

IHD 510 23R2

Color Option : A

 Northwest Playground
EQUIPMENT INC.

 ID SCULPTURE

 cre8play

DESIGN SHOWN IS CONCEPTUAL ONLY. FINAL PRODUCTS MAY DIFFER.

COLOR KEY	POST & COMPONENTS	ROTO	ROPE
	 SAND	 PORTIT GREEN	 GREEN



SAM MOORE PARKWAY

REVISION 2

IHD_510_23R2




Color Option : A

 Northwest Playground
EQUIPMENT INC.

 ID SCULPTURE

 cre8play

DESIGN SHOWN IS CONCEPTUAL ONLY. FINAL PRODUCTS MAY DIFFER.

COLOR KEY	POST & COMPONENTS	ROTO	ROPE
	 SAND	 PORTIT GREEN	 GREEN